

PLUG HOUSING

P	3	P	REMOVE -R1 VERSIONS ECR U2 1123 C/C 1/28/92	RW
O	2	P	REVISE PER ECR U2 0773 C/C 5/20/92	RW
N	1	P	ADD CIRCUIT I.D. ECR U1 1665 C/C 8/5/91	RW
M	2	P	REVISED & REDRAWN ECR U0 0539 C/C 8/6/90	RW
MFG.	SH.	REV.	LTR.	REVISIONS

DIMENSIONS SHOWN METRIC (INCH)		▽ = 0	▼ = 0	REVISE ONLY ON CAD SYSTEM	
UNLESS OTHERWISE SPECIFIED TOLERANCES: ANGULAR ± .002 30°		TITLE *.062/(1.57) HOUSINGS PLUG & RECEPTACLE 24 CIRCUIT ±.145/(3.68) CTRS.			
INCH METRIC		MOLEX INCORPORATED		SHEET NO.	DATE
3 PLACE ± .010	---	L15LEJLL 60532		1 of 3	8 / 6 / 90
2 PLACE ± .014 ± 0.25	---	U.S.A.		PART NO. SD-1625-24*	
1 PLACE --- ± 0.36	---	SEE CHART		DRWG. NO.	
DRAFT WHERE APPLICABLE MUST REMAIN WITHIN DIMENSIONS		FILE NAME S162524X1		DIV. CP	
DRWG. BY: GWF	CHKD. BY: RW	SCALE: 2:1	THIS DRAWING CONTAINS INFORMATION THAT IS PROPRIETARY TO MOLEX INC. AND SHOULD NOT BE USED WITHOUT WRITTEN PERMISSION.		

PLUG		RECEPTACLE	
PART NO.	ENG. NO.	PART NO.	ENG. NO.
03-06-224I	I625-24P	03-06-124I	I625-24R
03-06-2242	I625-24PI	03-06-624I	I625-24RBK
03-06-724I	I625-24PBK		
03-06-7242	I625-24PIBK		

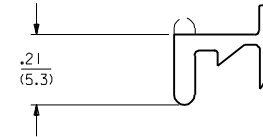
LEGEND:  
I625-24\*\*\*\*

CIRCUIT SIZE

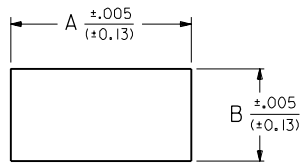
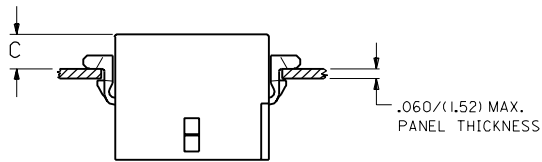
P = PLUG  
R = RECEPTACLE

BLANK = WITH MOUNTING EARS  
I = WITHOUT EARS

COLOR:  
BLANK = NATURAL COLOR  
AM = AMBER BK = BLACK BU = BLUE  
BN = BROWN GY = GRAY GN = GREEN  
OR = ORANGE RD = RED YW = YELLOW

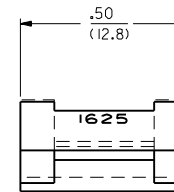


DETAIL 1  
.062/(1.57) STANDARD MOUNTING EAR  
(SCALE 4:1)



RECOMMENDED HOLE PATTERN

RECEP.	1.079 (27.41)	.715 (18.16)	.22 (5.5)	.22 (5.7)
PLUG	1.182 (30.02)	.765 (19.43)	.24 (6.0)	.24 (6.2)
PART	DIM. A	DIM. B	DIM. C (STANDARD EAR)	DIM. C (PREBENT EAR)



DETAIL 2  
.062/(1.57) PREBENT MOUNTING EAR  
(SCALE 4:1)

NOTES:

1. MATERIAL: NYLON TYPE 6/6, 94V-2.
2. MOLEX PRODUCT SPEC 02-06 APPLIES.
3. THIS HOUSING FOR USE WITH .062/(1.57) DIA. TERMINALS.
4. CIRCUIT I.D. NUMBERS ON HOUSING APPEAR ON PART FROM TOOLS BUILT AFTER 8/5/91.
5. WHERE DENOTED IN CHART, TOOLS ARE BUILT WITH PREBENT MOUNTING EARS PER DETAIL 2 AND SUPERSEDE ALL TOOLS PREVIOUSLY BUILT WITH THE STANDARD MOUNTING EAR.

DIMENSIONS SHOWN (METRIC) INCH		UNLESS OTHERWISE SPECIFIED TOLERANCES ANGLES ARE ± .0005 30°	
		INCH	METRIC
3 PLACE	± .010	---	---
2 PLACE	± .014	± 0.25	
1 PLACE	---	± 0.36	

DRAFT WHERE APPLICABLE MUST REMAIN WITHIN DIMENSIONS

DRWG. BY: GWF	CHK'D. BY: RW
APP'D. BY: GWF	SCALE: 4:1

▽ = 0	▽ = 0	REVISE ONLY ON CAD SYSTEM
TITLE .062/(1.57) HOUSINGS, PLUG & RECEPTACLE 24 CIRCUIT, .145/(3.68) CTRS.		
MOLEX INCORPORATED LITTLE ROCK, AR 60532 U.S.A.	SHEET NO. 3	DATE 8/6/90
PART NO. SEE CHART	DRWG. NO. SD-1625-24*	
FILE NAME: S162524X3 DCR	THIS DRAWING CONTAINS INFORMATION THAT IS PROPRIETARY TO MOLEX INC. AND SHOULD NOT BE USED WITHOUT WRITTEN PERMISSION.	

LTR.	REVISIONS	LTR.	REVISIONS